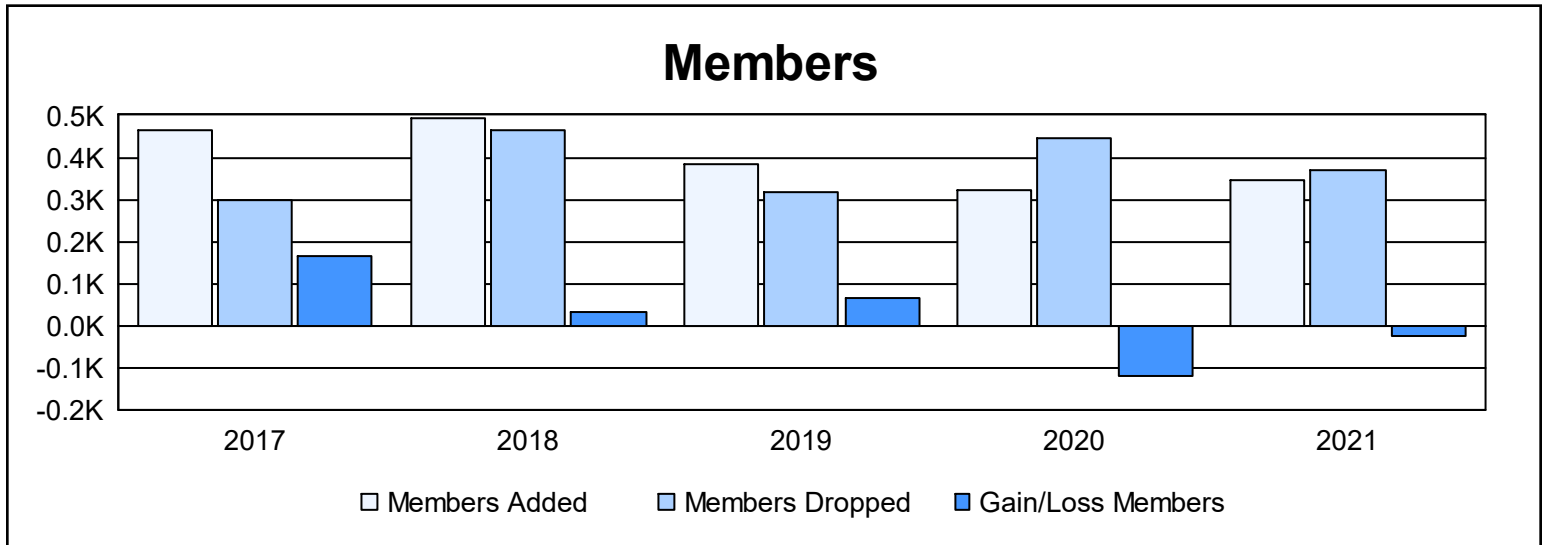
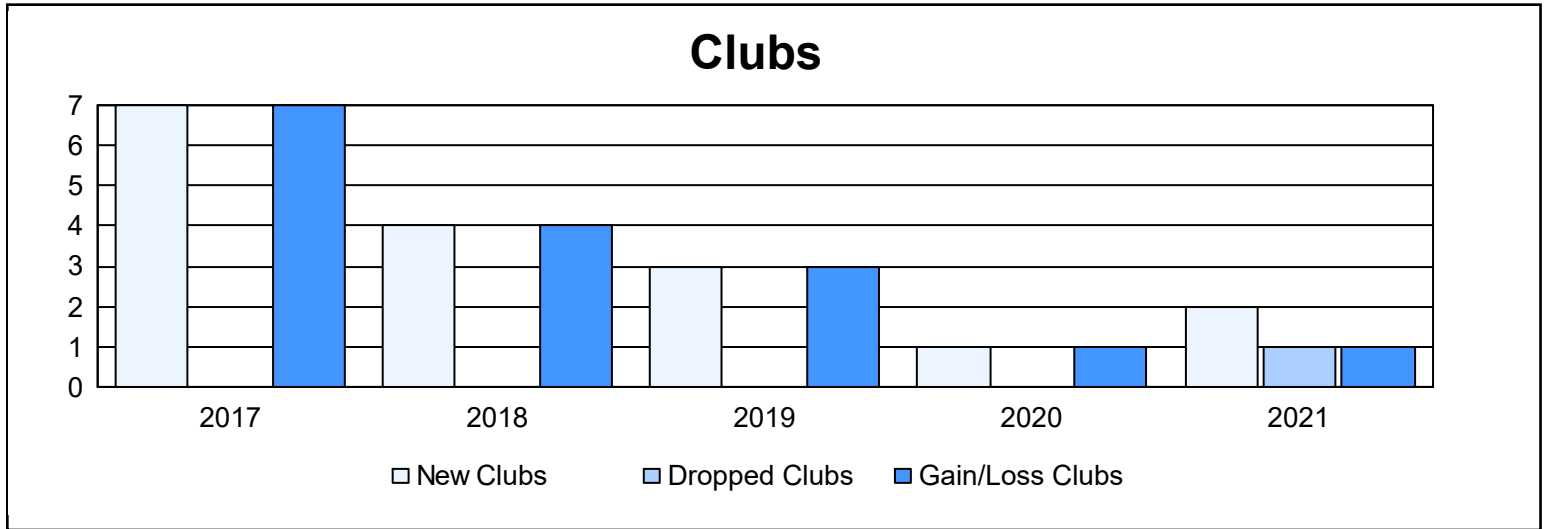
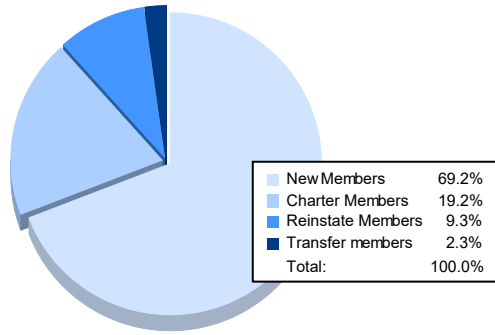


Year	New Clubs	Dropped Clubs	Gain/ Loss Clubs	New Members	Charter Members	Reinstate Members	Transfer Members	Total Member Added	Total Members Dropped	Gain/ Loss Members
2016-2017	7	0	7	255	197	8	6	466	299	167
2017-2018	4	0	4	356	124	10	4	494	464	30
2018-2019	3	0	3	279	85	11	8	383	318	65
2019-2020	1	0	1	250	32	25	14	321	443	-122
2020-2021	2	1	1	238	66	32	8	344	369	-25
<b>Average</b>	<b>3</b>	<b>0</b>	<b>3</b>	<b>276</b>	<b>101</b>	<b>17</b>	<b>8</b>	<b>402</b>	<b>379</b>	<b>23</b>



### Membership Composition June 2021 Cumulative



### Gender Composition June 2021 Cumulative

